

CUBE 55

BY CHRIS VANKEIRSILCK

Check the Joli configurator
<http://configurator.joli.be/configurator>



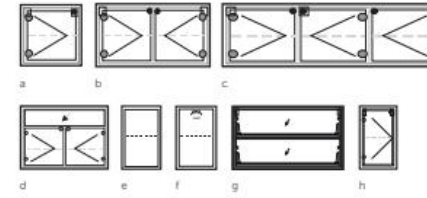
Cube 55 wall cabinet Matilux® white + Xeramica top calacatta



Cube 55 wall cabinet Matilux® anthracite + Xeramica top black iron + Wire legs black

CUBE 55 WALL CABINET

BY CHRIS VANKEIRSILCK



○ hinge
 ● push point
 — cabinet
 - - - adjustable shelves
 - - - fixed partition
 > rotation direction
 max. load 20kg / door

1 DIMENSIONS

	width	height	depth
a 1D	55	55	40
b 2D	110	55	40
c 3D	165	55	40
d LDD	80	55	40
e Space	30	55	40
f Space + lamp	30	55	40
g LL	97,5	55	40
h 1SD	30	55	40

2 BODY

Melamine – inside



* finish Cosy

Matilux® – 4 mm, doors, top and sides



3 TOP

Xeramica® – 6 mm

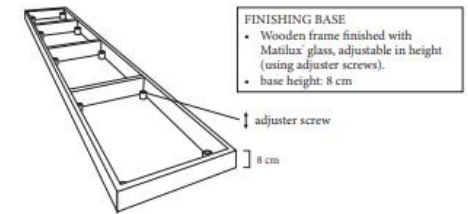
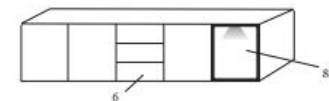


Xeramica® – 13 mm



4 OPTIONS

- legs under cabinet: stainless steel brushed, lacquered alu or frame wire (white, black, dark brown, anthracite, lino or taupe)
- cable opening for TV cabinet, lid incl.
- IR-controller
- max load: 20kg/door
- extra shelf: melamine, depth 40cm
- 3 drawers instead of 1 door. Location and quantity of drawerbox free to choose.
- Option black fronts for corpus Joli (=Cosy price)
- door "vitrine" 55x55 cm clear glass/black frame
- LED spot (incl. remote control)
- base in Matilux (height 8cm)



FINISHING BASE
 • Wooden frame finished with Matilux® glass, adjustable in height (using adjuster screws).
 • base height: 8 cm